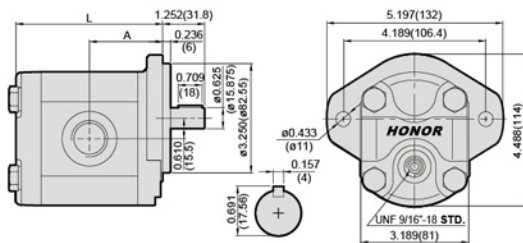




### OVERALL DIMENSIONS



### ORDERING EXAMPLE

For Example

**2****M****M****1****U****□□**

SERIES

TYPE

FLANGE

SHAFT

PORT

DISPL.

If you need pump with displ.0.98 c.i.r., the model number is: **2MM1U16**

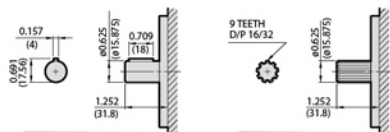
※ Please note when using bi-directional or one direction or motor the case drain should not be plugged.

### PERFORMANCE DATA

MODEL	DISPLACEMENT		PRESSURE psi(MPa)		RPM RANGE	DIMENSIONS inch (mm)		WEIGHT Kg LBS	PORTS				
	c.i.r.	cm <sup>3</sup> /r	CONTINUOUS	MAX.		A	L		INLET & OUTLET				
									Code:U	code:P/N/B	Code:E	Code:F	
04	0.24	4.0	3500(25)	4200(30)	600 4000	1.658(42.1)	3.433(87.2)	3.23	7.11	UNF# 12 1-1/16"-12	"P" PT 3/4"	FLANGE Diamond ø1.575(ø40) x ø0.748(ø19) x M8	FLANGE Square ø1.575(ø40) x ø0.787(ø20) x M6
05	0.30	5.0	3500(25)	4200(30)		1.687(42.9)	3.493(88.7)	3.27	7.19				
06	0.38	6.2	3500(25)	4200(30)		1.717(43.6)	3.552(90.2)	3.32	7.30				
07	0.43	7.0	3500(25)	4200(30)		1.746(44.4)	3.611(91.7)	3.36	7.39				
08	0.52	8.4	3500(25)	4200(30)		1.796(45.6)	3.709(94.2)	3.41	7.50				
09	0.58	9.5	3500(25)	4200(30)		1.825(46.4)	3.768(95.7)	3.45	7.59				
11	0.69	11.3	3500(25)	4200(30)		1.884(47.9)	3.886(98.7)	3.53	7.77				
14	0.85	14.0	3500(25)	4200(30)		1.963(49.9)	4.044(102.7)	3.64	8.01				
16	0.98	16.0	3500(25)	4200(30)		2.002(51.4)	4.162(105.7)	3.74	8.23				
18	1.10	18.0	3500(25)	4200(30)		2.081(52.9)	4.280(108.7)	3.80	8.36				
20	1.20	19.5	3300(23)	3800(27)	2.160(54.9)	4.437(112.7)	3.89	8.56					
22	1.31	21.5	3000(21)	3500(25)	2.180(55.4)	4.477(113.7)	3.96	8.71					
24	1.44	23.5	2550(18)	3100(22)	2.258(57.4)	4.634(117.7)	4.01	8.82					
26	1.53	25.0	2550(18)	3100(22)	2.317(58.9)	4.752(120.7)	4.10	9.02					
28	1.71	28.0	2300(16)	2700(19)	2.396(60.9)	4.910(124.7)	4.19	9.22					
30	1.84	30.0	2100(15)	2550(18)	2.475(62.9)	5.067(128.7)	4.30	9.46					
33	2.02	33.0	2000(14)	2300(16)	2.554(64.9)	5.225(132.7)	4.41	9.70					
					600 (*1)2500					UNF# 16 1-5/16"-12	"P" PT 1" "N" NPT 1"		

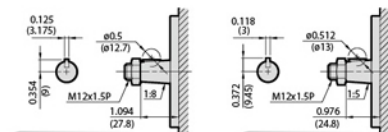
\*More than 2500 qualified per applications.

### DRIVE SHAFTS

SUITABLE FOR **M** FLANGE

Code:1

Code:2

SUITABLE FOR **C E R** FLANGE

Code:4

Code:5